UW-6CSLK, UW-6ASLK IMPACT WRENCHES

EXPLODED VIEW



Casing Assembly
Code: 006-984-1
Components
(#1,2,3,4,5,24,29,30,31
32,35,36,38,39,40,43)

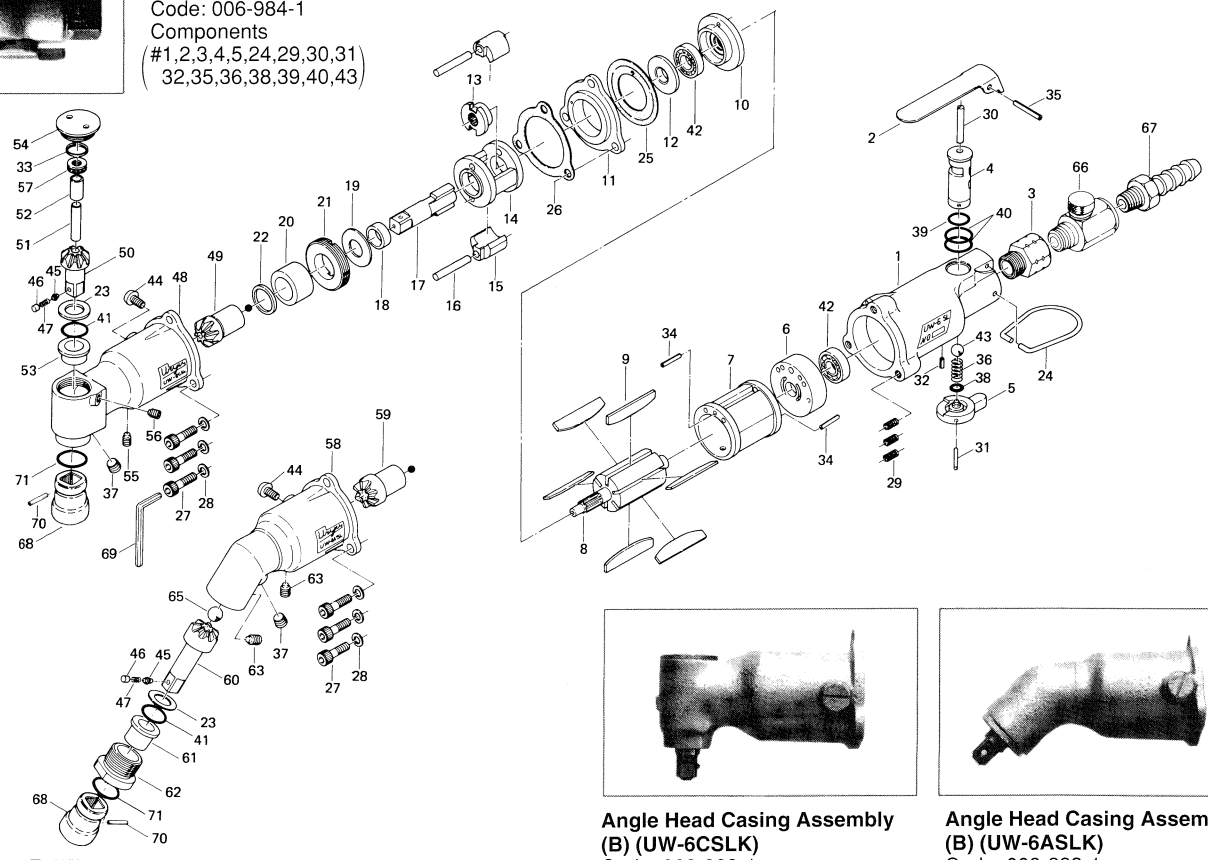

Angle Head Casing Assembly (B) (UW-6CSLK)
Code: 008-883-1
Components
(#23, 27, 28, 37, 41
44, 45, 46, 47, 48, 50, 51
52, 53, 54, 55, 56, 57)



Angle Head Casing Assembly (B) (UW-6ASLK)
Code: 009-883-1
Components
(#23, 27, 28, 37, 41
44, 45, 46, 47, 58, 60
61, 62, 63, 64, 65)

PARTS LIST

Casing Assembly components are marked with "○"
Angle Head Casing Assembly (B) (UW-6CSLK) components are marked with "×".
Angle Head Casing Assembly (B) (UW-6ASLK) components are marked with "●".

Index No.	Code No.		Parts Name	Quantity
# 1	006-025-2	○	Casing	1
# 2	008-107-1	○	Throttle Trigger	1
# 3	185-091-7	○	Air Inlet Bushing	1
# 4	008-210-1	○	Reverse Valve	1
# 5	008-212-1	○	Reverse Lever	1
# 6	004-285-7		Rear Plate	1
# 7	004-286-7		Cylinder	1
# 8	004-287-1		Rotor	1
# 9	004-288-1		Blade	6
#10	004-289-7		Front Plate	1
#11	004-027-1		Separator	1
#12	010-310-1		Anvil Rear Spacer	1
#13	004-311-1		Hammer Cam	1
#14	004-312-1		Hammer Cage	1
#15	004-313-1		Hammer	2
#16	004-317-1		Hammer Pin	2
#17	008-319-1		Anvil (O)	1
#18	004-326-1		Hammer Cage Bushing	1
#19	010-327-1		Anvil Front Spacer	1
#20	008-421-1		Driving Gear Bushing	1
#21	008-422-1		Driving Gear Bushing Screw	1
#22	008-425-1		Driving Gear Spacer	1
#23	008-433-1	×●	Driven Gear Spacer	1
#24	010-790-1	○	Suspension Ring	1
#25	004-856-1		Separator Packing	1
#26	004-857-1		Front Packing	1
#27	945-118-0	×●	Allen Head Bolt (M5×18)	3
#28	962-008-0	×●	Spring Washer (2-5S)	3
#29	965-011-0	○	Heli-Sert (M5×1.5D)	3
#30	970-328-0	○	Pin (H) (4×27)	1
#31	971-122-0	○	Pin (2×22)	1
#32	973-006-0	○	Roll Pin (2×6)	1
#33	975-786-0		Adjusting Spacer (27×22×T)	1
#34	973-074-0		Roll Pin (2.5×14)	2
#35	973-124-0	○	Roll Pin (3×24)	1
#36	977-154-0	○	Cone Spring (7×7.5×17)	1
#37	966-100-0	×●	Allen Head Plug (1/8)	1
#38	990-005-0		O-Ring (P7)	1
#39	990-008-0	○	O-Ring (P10)	1
#40	990-014-0	○	O-Ring (P14)	2
#41	990-910-0	×●	O-Ring (SNS12.5)	1
#42	982-402-0		Ball Bearing (EE-3)	2
#43	981-208-0	○	Steel Ball (5/16)	1
#44	945-962-0	×●	Hexagon Round Head Bolt (M6×6)	1
#45	135-800-2	×●	Socket Retainer Pin	1
#46	971-250-8	×●	Pin (3.3×2)	1
#47	976-018-0	×●	Spring (2.8×8.5)	1
FOR UW-6CSL ONLY				
#48	008-028-3	×	Hammer Casing	1
#49	008-420-1		Driving Gear	1
#50	133-430-1	×	Driven Gear (P)	1
#51	008-431-1	×	Driven Gear Spindle	1
#52	008-432-1	×	Driven Gear Spindle Collar	1
#53	008-434-1	×	Driven Gear Bushing	1
#54	008-067-2	×	Angle Head Casing Cover	1
#55	952-206-0	×	Allen Head Dog Point Screw (M5×6)	1
#56	952-208-0	×	Allen Head Dog Point Screw (M5×8)	1
#57	987-506-0	×	Miniature Thrust Bearing (T1260)	1
FOR UW-6ASL ONLY				
#58	009-028-2	●	Hammer Casing	1
#59	009-420-1		Driving Gear	1
#60	134-430-1	●	Driven Gear (P)	1
#61	009-434-1	●	Driven Gear Bushing	1
#62	009-067-1	●	Angle Head Casing Cover	1
#63	954-306-0	●	Allen Head Dog Point Screw (M6×6)	2
#65	981-010-0	●	Steel Ball (3/8)	1
ACCESSORIES				
#66	932-110-0		Air Regulator (U1/4)	1
#67	940-114-0		Air Hose Nipple (NPT1/4×3/8)	1
#68	900-028-0		Hexagon Socket (10×19)	1
#69	939-105-0		Allen Wrench (4MM)	1
#70	971-990-0		Pin (3×16.5)	1
#71	990-290-0		O-Ring (JW12)	1

When ordering spare parts,please specify tool type,code number and part name.

Printed in Japan

URYU SEISAKU, LTD. Osaka, Japan

OKA-126-03-01-15-2008